

**PFC SERIES MODELS****OIL DRAINAGE KIT**

This oil drainage kit is designed to help make your Perfect Fryer even easier to clean and maintain. Simply attach the valve to the oil vat, install the hose to the valve and drain the oil into a container for disposal. A rendering company can help with proper disposal.



approved as an accessory to all PFC models

**/PHONE:** 403-255-7712  
**TOLL FREE:** 800-265-7711  
**ADDRESS:** 615 71<sup>st</sup> Avenue SE, Calgary, AB, Canada T2H 0S7  
**FAX:** 403-255-1725  
**E-MAIL:** profits@perfectfry.com  
**WEB:** www.perfectfry.com

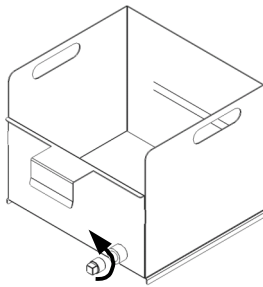


**PFC SERIES MODELS****OIL DRAINAGE KIT****For Trouble-free Operation:**


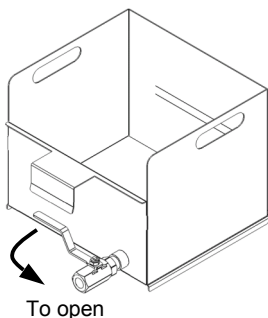
- Drain oil when at a safe temperature
- Fully close valve when finished draining
- After draining, remove hose only
- Do not over-bend hose
- Wash out valve and hose weekly

**This kit includes:**

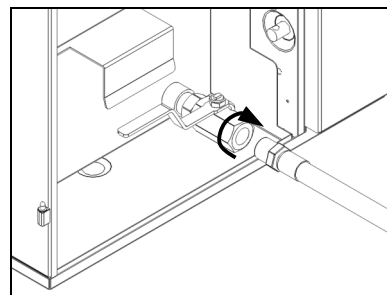
- 1 Oil Valve
- 1 Oil Hose
- 1 ½ NPT Nipple
- 1 Roll Teflon Tape

**Installation Instructions**

1. Remove plug

2. Attach valve & nipple  
(apply Teflon® tape to threads)

3. Secure valve in place



4. Install hose for draining

Teflon® is a registered trademark of DuPont

**/PHONE:** 403-255-7712  
**TOLL FREE:** 800-265-7711  
**ADDRESS:** 615 71<sup>st</sup> Avenue SE, Calgary, AB, Canada T2H 0S7  
**FAX:** 403-255-1725  
**E-MAIL:** profits@perfectfry.com  
**WEB:** www.perfectfry.com

